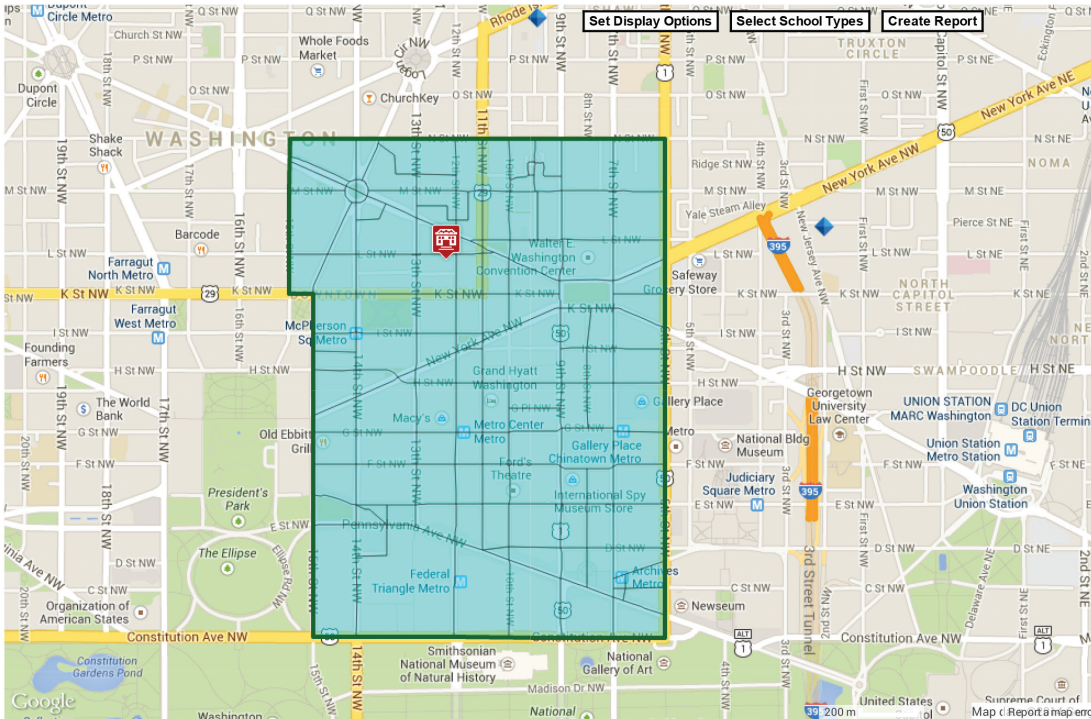



# Proposed Boundary Changes for Thomson Elementary School 1200 L St. NW


**Thomson Elementary School** is the public school of right for all school-age children living within the attendance zone. Families can also apply to charter schools or out of boundary to DCPS schools through a lottery process.




  
**Target School**

---

**Current Boundary**

  
**Proposed Attendance Zone**

  
**DCPS Elementary or  
PS-8 Schools**

**SY 2013-14**

**Enrollment: 289**

**In-Boundary: 65%**

**Bldg Capacity: 320**

**Bldg Utilization: 90%**

# of grade appropriate public school students living within the <b>current</b> boundary (SY13-14)	<b>369</b>
# of grade appropriate public school students living in <b>proposed</b> attendance zone (SY13-14)	<b>369</b>
Boundary participation (% public school students living in boundary and attending) (SY13-14)	<b>53%</b>
Projected 4-10 year old child population change 2014-2020, Neighborhood <b>Cluster 8</b>	<b>66%</b>

**Rationale for Proposed Boundary Changes:** No changes are proposed. Thomas is nearing capacity and has a low boundary participation rate.

**Proposed Geographic Destination Feeder Schools (Feeder Pathway):** Anyone living in the proposed new boundary for Thomson ES is zoned for and has a right to attend the New Center City MS (a proposed new stand alone MS) and Cardozo HS. Any student attending the school out-of-boundary has the right to continue in the feeder pattern to the New Center City MS. Until there is a timeline for opening the new MS, families will maintain their current rights to MS based on home address. Proposed feeder pattern changes were made to better align school building capacity with population and with feeder pattern participation rates and to support racial/ethnic and socio-economic diversity, where possible.

**Proposed Programmatic Destination School (Feeder Pathway):** No programmatic feeder pattern proposed.