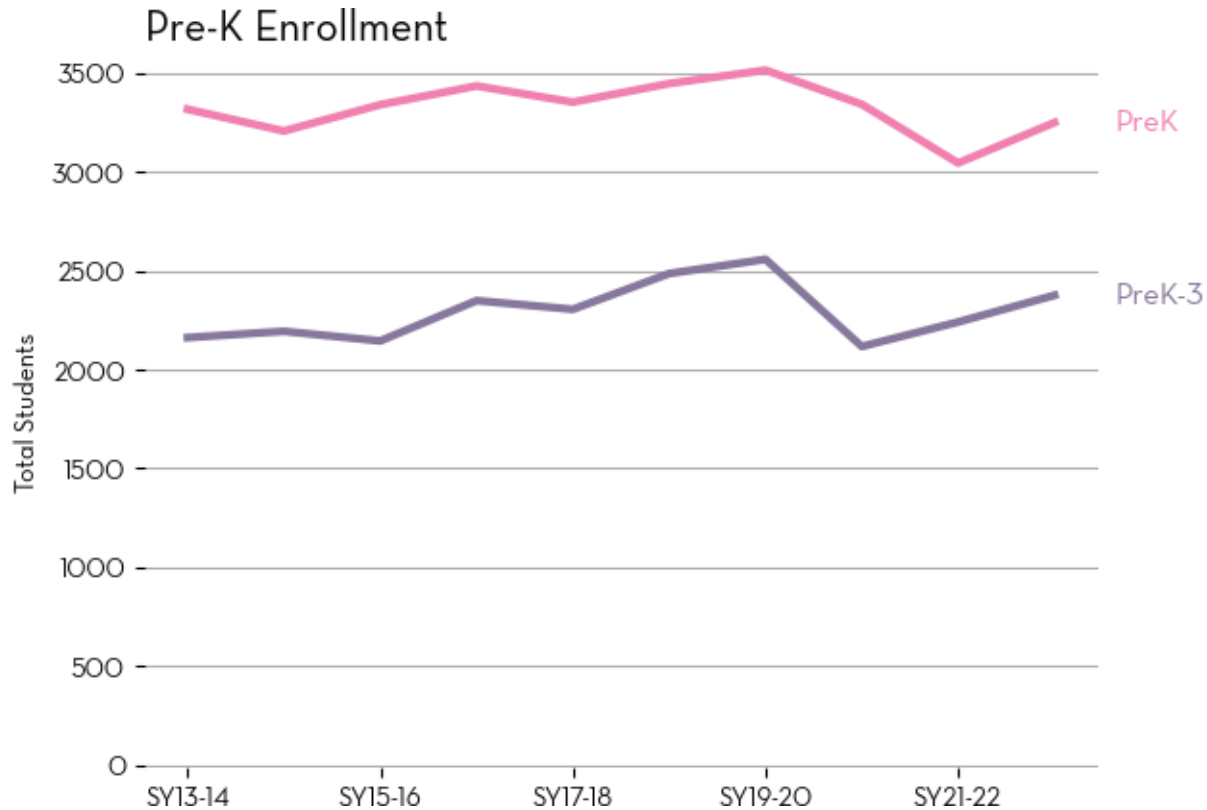


2023 Boundary and Student Assignment Study Supplement

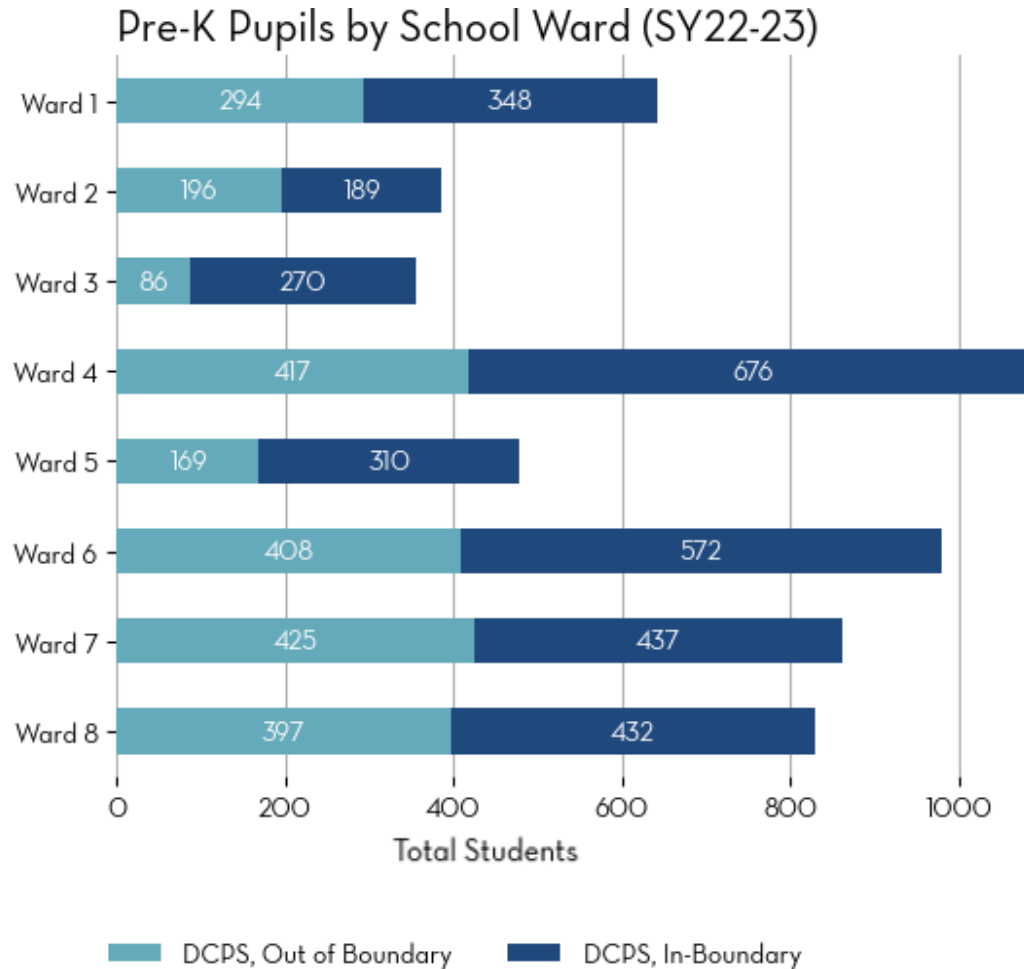
Public Pre-Kindergarten in Washington, DC

DCPS Pre-K Enrollment Trends



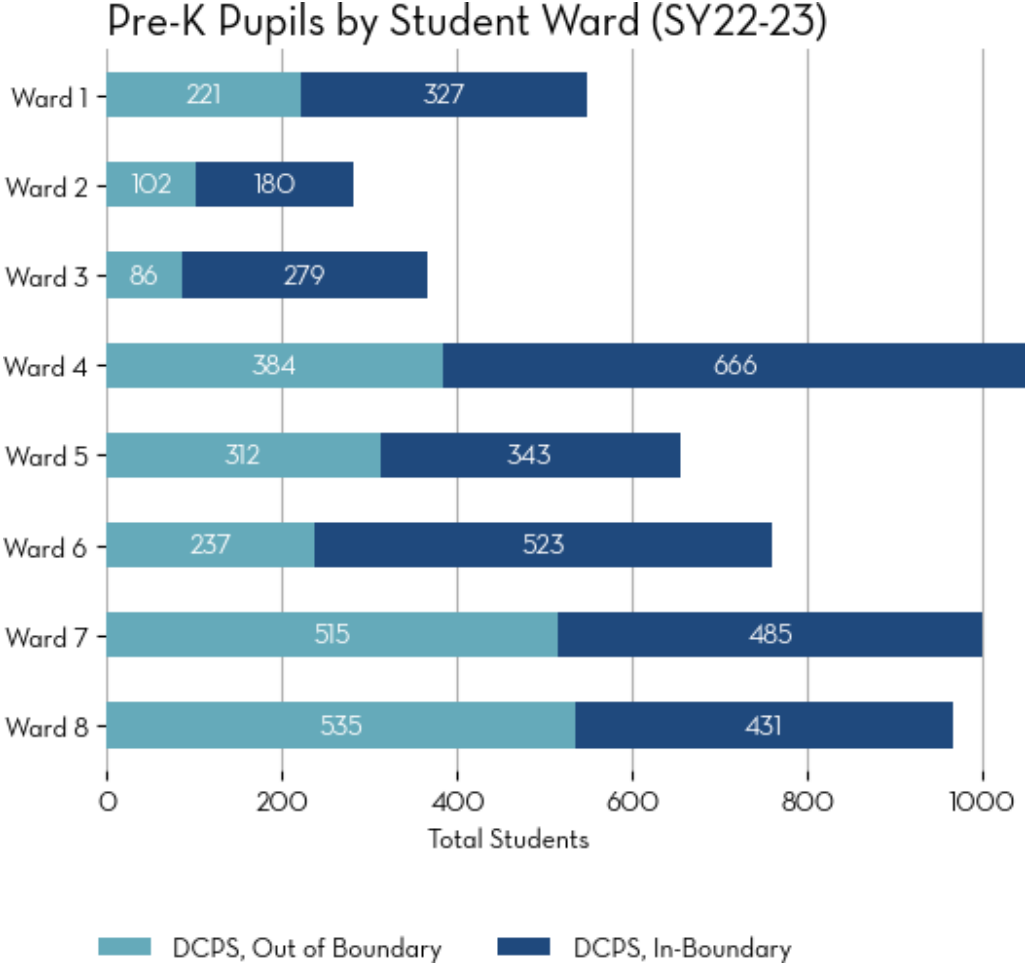
[Explore this information on EdScape's Grade and Ward Enrollment Trends page.](#)

DCPS Pre-K Enrollment by School Ward



[Explore information by school ward on EdScape's Enrollment of Public Schools by Ward page.](#)

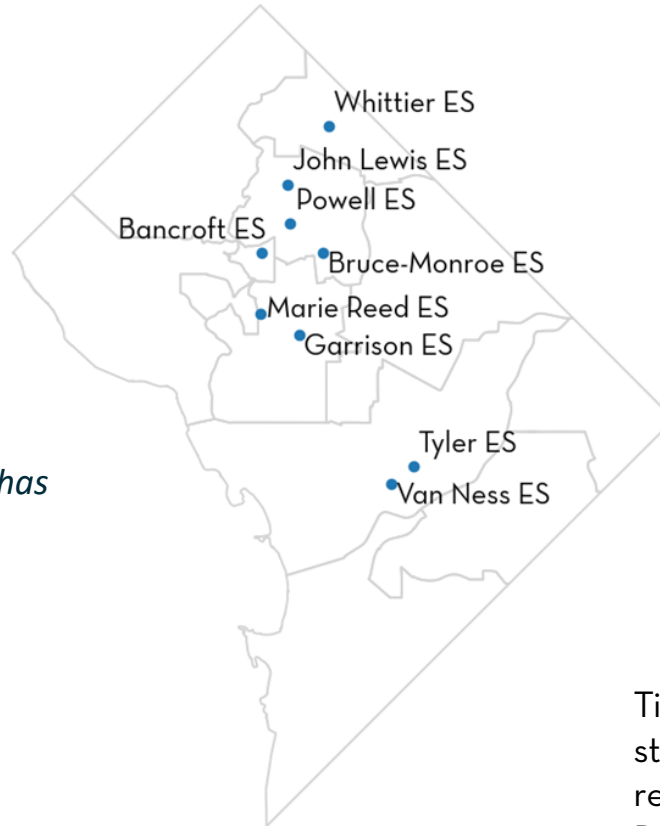
DCPS Pre-K Enrollment by Student Ward



[Explore information by student ward on EdScape's Trends in Enrollment by Sector page.](#)

Title 1 Schools offering Pre-K

In-Boundary Waitlists of >5PK3 or PK4 Students at Title 1 DCPS Schools (SY22-23)



Note – Bancroft ES no longer has Title 1 status as of SY23-24

Title 1 definition = 35% or more students qualify for free or reduced lunch. As of SY22-23, DCPS has 86 Title 1 and 30 non-Title 1 schools.

In-Boundary Waitlists by Title 1 School

Title 1 School	PK3 IB Total Waitlist	PK4 IB Total Waitlist
Bancroft Elementary School - English Dominant	70	34
John Lewis Elementary School	24	3
Powell Elementary School (Dual Language) - English Dominant	20	7
Whittier Elementary School	12	0
Marie Reed Elementary School (Dual Language) - English Dominant	8	2
Bruce-Monroe Elementary School @ Park View - English Dominant	7	8
Garrison Elementary School	7	8
Tyler Elementary School (Dual Language) - English Dominant	7	2
Payne Elementary School	5	15
Marie Reed Elementary School	2	0
Cleveland Elementary School (Dual Language) - English Dominant	1	2
Beers Elementary School	1	0
J.O. Wilson Elementary School	1	0
Langdon Montessori	0	4
Tubman Elementary School	0	4
Powell Elementary School (Dual Language) - Spanish Dominant	0	3
C.W. Harris Elementary School	0	1
H.D. Cooke Elementary School	0	1
Truesdell Elementary School	0	1
Grand Total	165	95

Note: IB total waitlist includes three categories:
 IB waitlist, IB with sibling attending waitlist, and IB with sibling offered waitlist

D.C. Public Schools Lottery Results Data, 4/1/2022, <https://enrolldcps.dc.gov/dcps-results-msdc-lottery-data-sy22-23-seats>

In-Boundary Waitlists by Non-Title 1 School

Non-Title 1 School	PK3 IB Total Waitlist	PK4 IB Total Waitlist
Maury Elementary School	47	27
Peabody Elementary School	29	0
Brent Elementary School	14	17
Ludlow-Taylor Elementary School	11	0
Van Ness Elementary School	10	0
Shepherd Elementary School	9	4
Lafayette Elementary School	-	39
Oyster-Adams Bilingual School (Oyster) - English Dominant	-	29
Stoddert Elementary School	-	29
Janney Elementary School	-	9
Eaton Elementary School	-	2
Grand Total	120	156

Note: IB total waitlist includes three categories:
 IB waitlist, IB with sibling attending waitlist, and IB with sibling offered waitlist
 Schools without PK3 classrooms are indicated as -

D.C. Public Schools Lottery Results Data, 4/1/2022, <https://enrolldcps.dc.gov/dcps-results-msdc-lottery-data-sy22-23-seats>

PK3 Seats Offered and Enrolled

PK3 Seats offered in DC's common lottery compared to enrollment, school year 2022-23

