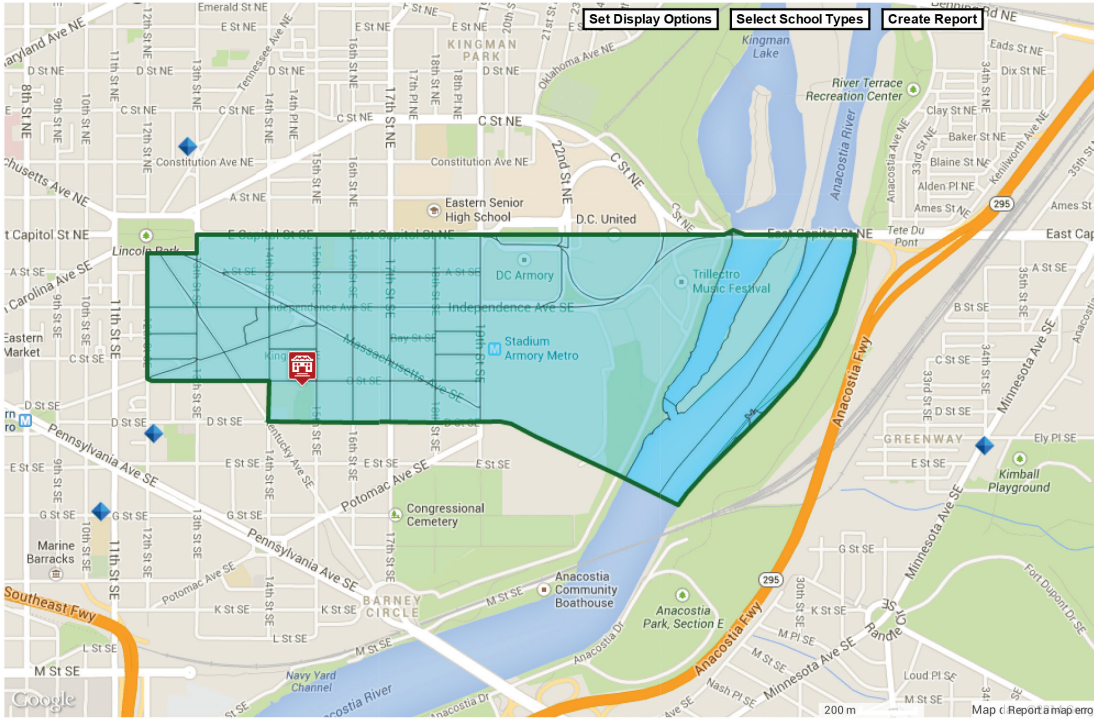






Proposed Boundary Changes for Payne Elementary School 1445 C St. SE

Payne Elementary School is the public school of right for all school-age children living within the attendance zone. Families can also apply to charter schools or out of boundary to DCPS schools through a lottery process.



 Target School
 Current Boundary
 Proposed Attendance Zone
 DCPS Elementary or PS-8 Schools

SY 2013-14
Enrollment: 258
In-Boundary: 31%
Bldg Capacity: 417
Bldg Utilization: 62%

# of grade appropriate public school students living within the current boundary (SY13-14)	404
# of grade appropriate public school students living in proposed attendance zone (SY13-14)	404
Boundary participation (% public school students living in boundary and attending) (SY13-14)	20%
Projected 4-10 year old child population change 2014-2020, Neighborhood Cluster 26	41%

Rationale for Proposed Boundary Changes: No changes are proposed. Payne has excess capacity and a low boundary participation rate.

Proposed Geographic Destination Feeder Schools (Feeder Pathway): Anyone living in the proposed new boundary for Payne ES is zoned for and has a right to attend Eliot-Hine MS and Eastern HS. Any student attending the school out-of-boundary has the right to continue in the feeder pattern to Eliot-Hine. Proposed feeder pattern changes were made to better align school building capacity with population and with feeder pattern participation rates and to support racial/ethnic and socio-economic diversity, where possible.

Proposed Programmatic Destination School (Feeder Pathway): No programmatic feeder pattern proposed.