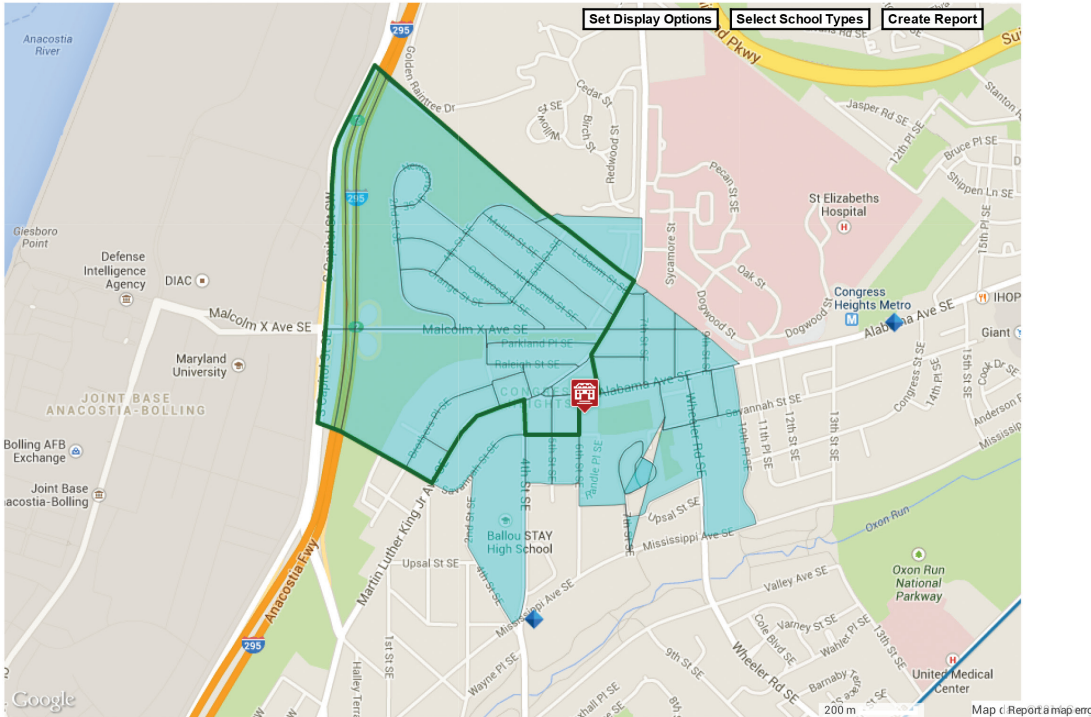



# Proposed Boundary Changes for King Elementary School 3200 6th St. SE


**King Elementary School** is the public school of right for all school-age children living within the attendance zone. Families can also apply to charter schools or out of boundary to DCPS schools through a lottery process.




  
**Target School**

---

**Current Boundary**



**Proposed Attendance Zone**



**DCPS Elementary or PS-8 Schools**

**SY 2013-14**

**Enrollment: 410**

**In-Boundary: 53%**

**Bldg Capacity: 517**

**Bldg Utilization: 79%**

# of grade appropriate public school students living within the <b>current</b> boundary (SY13-14)	<b>465</b>
# of grade appropriate public school students living in <b>proposed</b> attendance zone (SY13-14)	<b>816</b>
Boundary participation (% public school students living in boundary and attending) (SY13-14)	<b>30%</b>
Projected 4-10 year old child population change 2014-2020, Neighborhood <b>Cluster 39</b>	<b>25%</b>

**Rationale for Proposed Boundary Changes:** King’s attendance zone extends to the southeast to absorb much of the former MC Terrell boundary. It adds a few blocks to the south to relieve pressure on Simon. Low boundary participation rate mitigates the difference between the school’s capacity and the number of students in the proposed boundary.

**Proposed Geographic Destination Feeder Schools (Feeder Pathway):** Anyone living in the proposed new boundary for King ES is zoned for and has a right to attend Hart MS and Ballou HS. Any student attending the school out-of-boundary has the right to continue in the feeder pattern to Hart. Proposed feeder pattern changes were made to better align school building capacity with population and with feeder pattern participation rates and to support racial/ethnic and socio-economic diversity, where possible.

**Proposed Programmatic Destination School (Feeder Pathway):** No programmatic feeder pattern proposed.