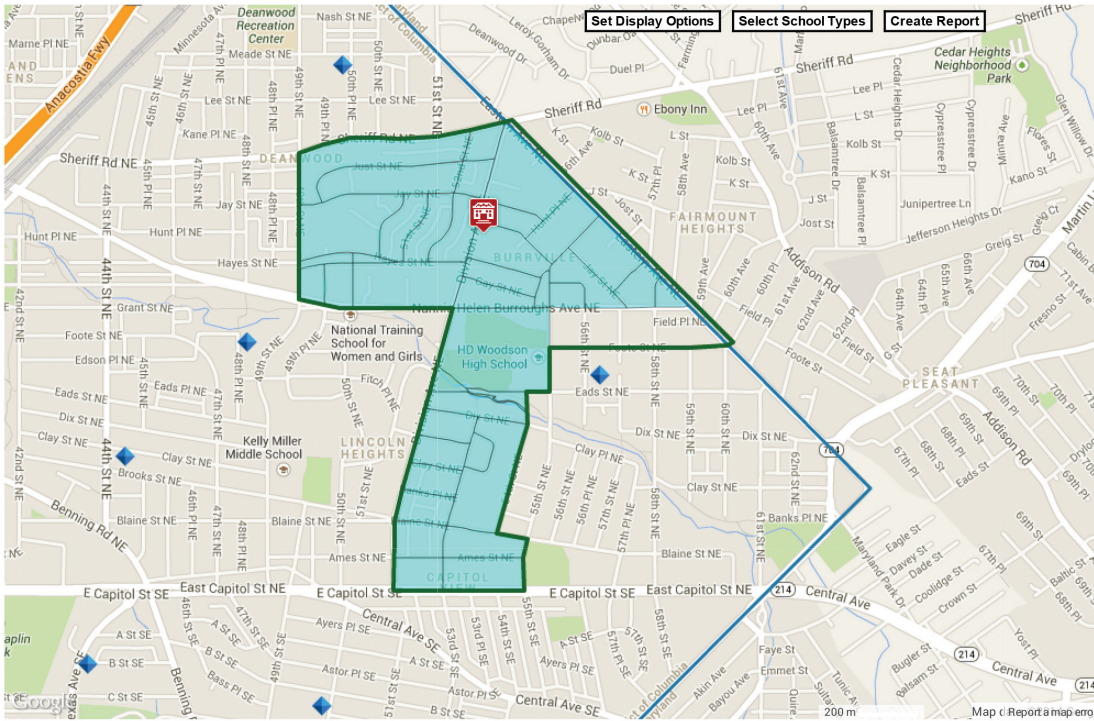



Proposed Boundary Changes for Burrville Elementary School 801 Division Ave. NE


Burrville Elementary School is the public school of right for all school-age children living within the attendance zone. Families can also apply to charter schools or out of boundary to DCPS schools through a lottery process.




Target School

Current Boundary

Proposed Attendance Zone



DCPS Elementary or
PS-8 Schools

SY 2013-14

Enrollment: 354

In-Boundary: 55%

Bldg Capacity: 400

Bldg Utilization: 89%

# of grade appropriate public school students living within the current boundary (SY13-14)	740
# of grade appropriate public school students living in proposed attendance zone (SY13-14)	678
Boundary participation (% public school students living in boundary and attending) (SY13-14)	26%
Projected 4-10 year old child population change 2014-2020, Neighborhood Cluster 31	33%

Rationale for Proposed Boundary Changes: Drew absorbs some of Burrville’s attendance zone at the southeast to increase walkability for Drew. Burrville is approaching capacity but low boundary participation rate mitigates concerns of over-crowding.

Proposed Geographic Destination Feeder Schools (Feeder Pathway): Anyone living in the proposed new boundary for Burrville ES is zoned for and has a right to attend Kelly Miller MS and H.D. Woodson HS. Any student attending the school out-of-boundary has the right to continue in the feeder pattern to Kelly Miller. Proposed feeder pattern changes were made to better align school building capacity with population and with feeder pattern participation rates and to support racial/ethnic and socio-economic diversity, where possible.

Proposed Programmatic Destination School (Feeder Pathway): No programmatic feeder pattern proposed.